



NEW JERSEY
Safe Routes to School

New Jersey Crossing Guard Training and Resources Program 2019



RUTGERS

Edward J. Bloustein School
of Planning and Public Policy

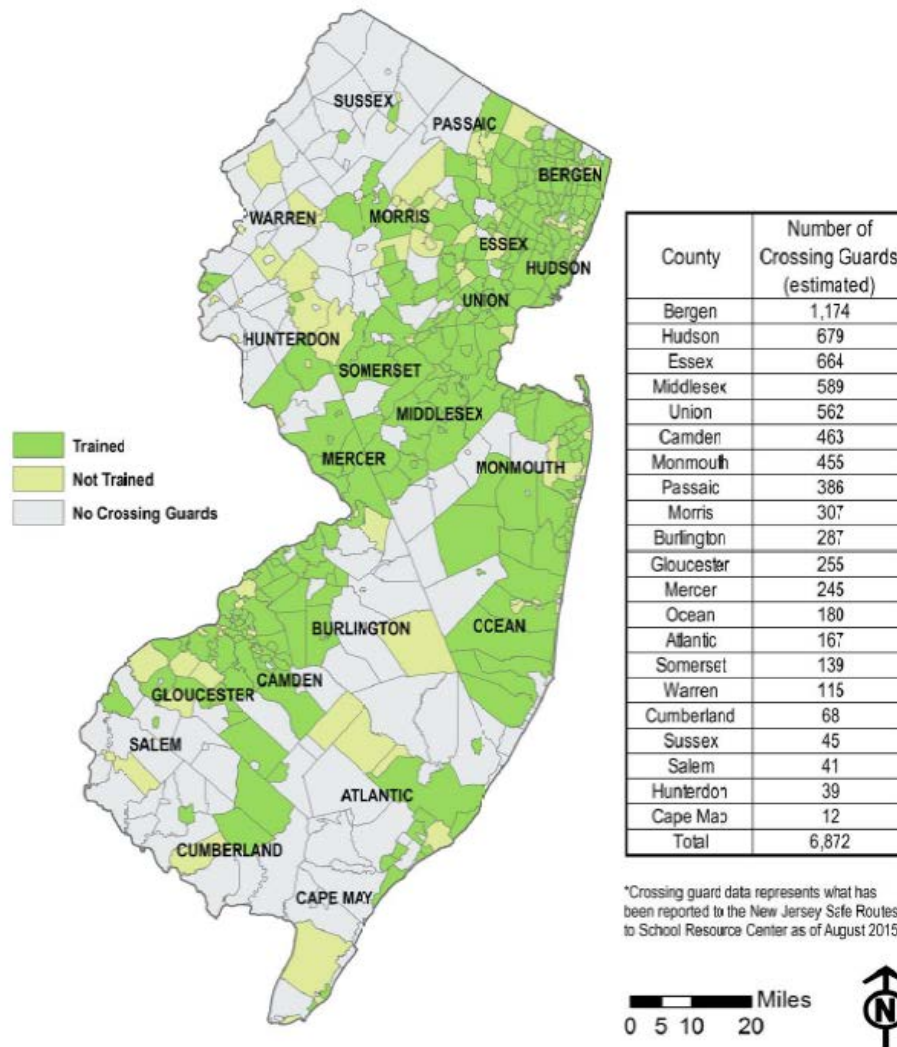
CROSSING GUARD TRAINING PROGRAM BACKGROUND

Trainings

2013 (pilot)	Essex, Middlesex, and Burlington
	75 officers
2014	Mercer, Monmouth, Bergen, Atlantic, and Union
	179 participants from 130 municipalities
2015	Ocean, Camden, Essex/Hudson, Morris, and Passaic
	146 participants from 110 municipalities
2016	Gloucester, Bergen, Somerset, and Monmouth
	114 participants from 83 municipalities
2017	Camden, Essex, Ocean, and Somerset
	110 participants from 79 municipalities
2018	Somerset, Burlington, and Bergen
	68 participants from 52 municipalities
2019	Somerset, Passaic, and Ocean
	55 participants from 41 municipalities



Crossing Guard Supervisors Trained in New Jersey (2013 - August 2019)



Over seven years, supervisors from 298 municipalities have been trained. The training has reached approximately 75% of the municipalities that have crossing guards.

Over the years, municipalities have sent multiple officers to the training, as well as new supervisors as they take on the supervisory role.

CROSSING GUARD TRAINING PROGRAM SUMMARY SEVENTH PROGRAM YEAR

NJ - Nonfatal Occupational Injuries and Illnesses Involving Days Away from Work

	2011-12	2015	2016	2017	2018
Injuries and Illnesses	170	60	50	30	20
Slips, trips & falls (primary source)	70	40	30	20	20
Motor vehicle related	40	-	-	-	-
Ice, sleet, snow (secondary source)	N/A	20	-	-	-
Cases involving 3-5 days	N/A	-	20	-	-
Cases involving 31 or more days	N/A	20	-	-	-
Median days away from work (MDAW)	N/A	9	10	20	15
MDAW all occupations	N/A	7	7	7	7

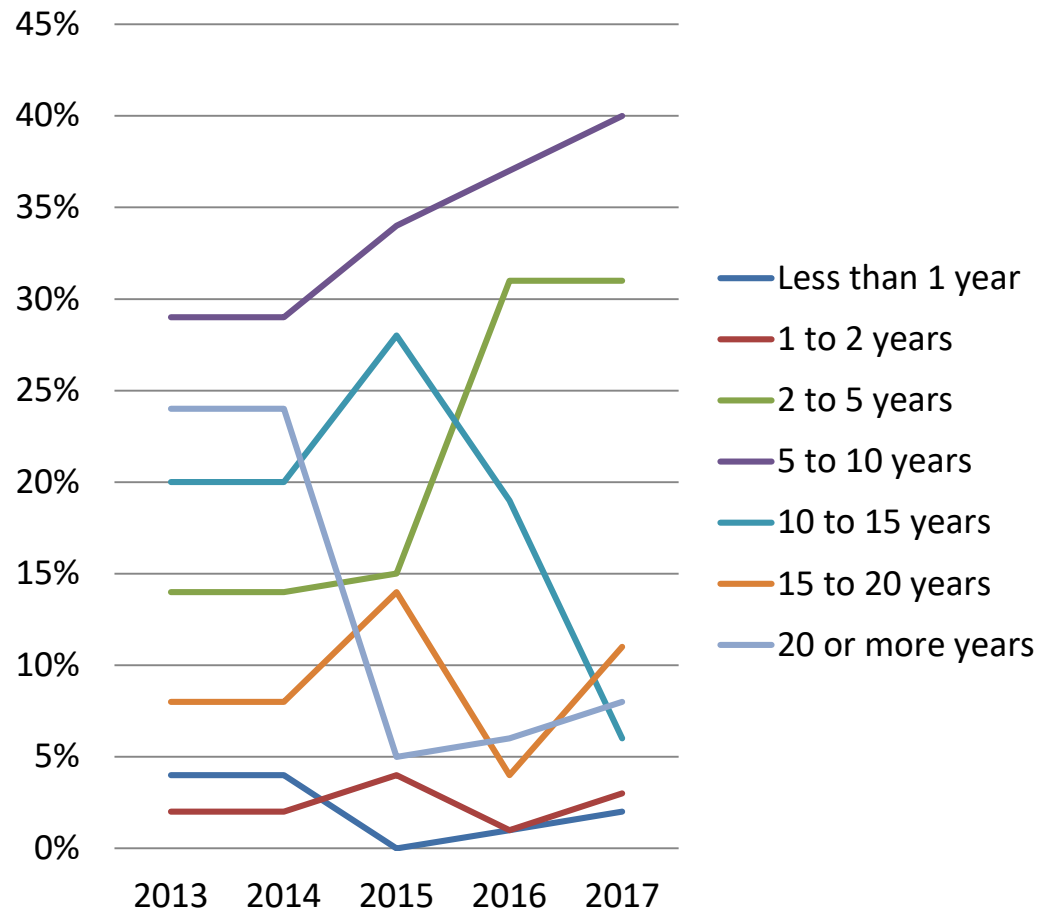
Source: NJ Dept of Labor & Workforce Development Survey of Occupational Injuries and Illnesses
(Fewer than 15 cases is not publishable)

Typical Guard Tenure

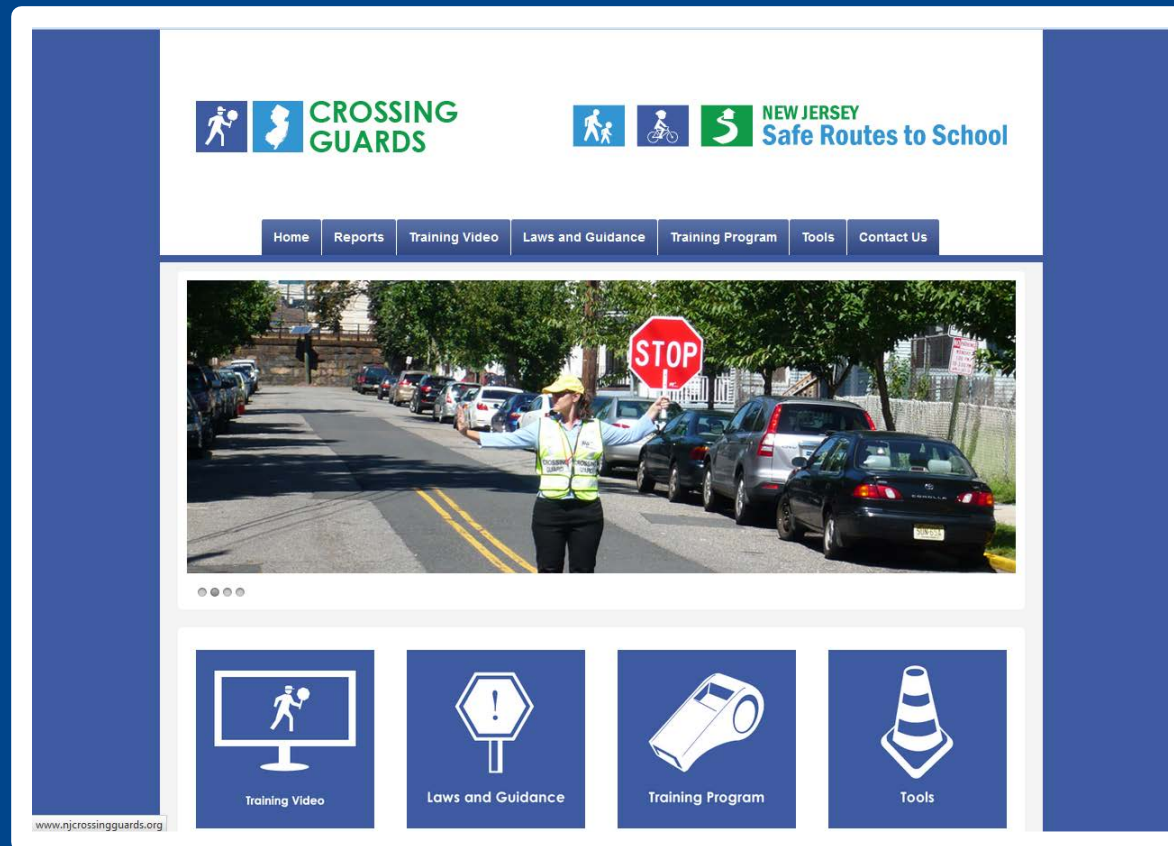
- Percentage guards serving for > 10 years has decreased
- Replaced by guards serving 2 - 10 years

	2018	2019
Years	Percentage	Percentage
Less than 1	0	0%
1 to 2	2%	3%
2 to 5	22%	35%
5 to 10	51%	29%
10 to 15	11%	15%
15 to 20	13%	12%
20 or more	0%	6%
Total	100%	100%

What is the typical tenure of crossing guards in your municipality?




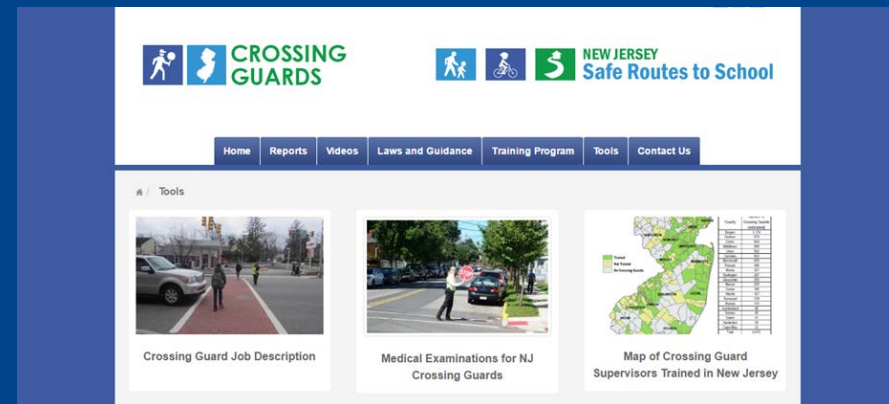
CROSSING GUARD TRAINING PROGRAM WEBSITE



www.njcrossingguards.org

CROSSING GUARD TRAINING PROGRAM RESOURCES

- WEBSITE – January-November 2019
 - 10,946 page views by 3,176 users
 - 12.6% new visitors, 87.4% returning
 - Most visited pages - Home, Training Program, Videos
 - 62% reached the site through an online search, 29.7% was direct traffic, 7% was referral, 1.3% from social media
- CROSSWALK HEROES VIDEO (2014)
 - over 40,000 YouTube views
- HÉROES DE CRUCE DE PEATONES –
 - over 900 YouTube views



CROSSING GUARD TRAINING PROGRAM TRAINING MATERIAL AVAILABLE

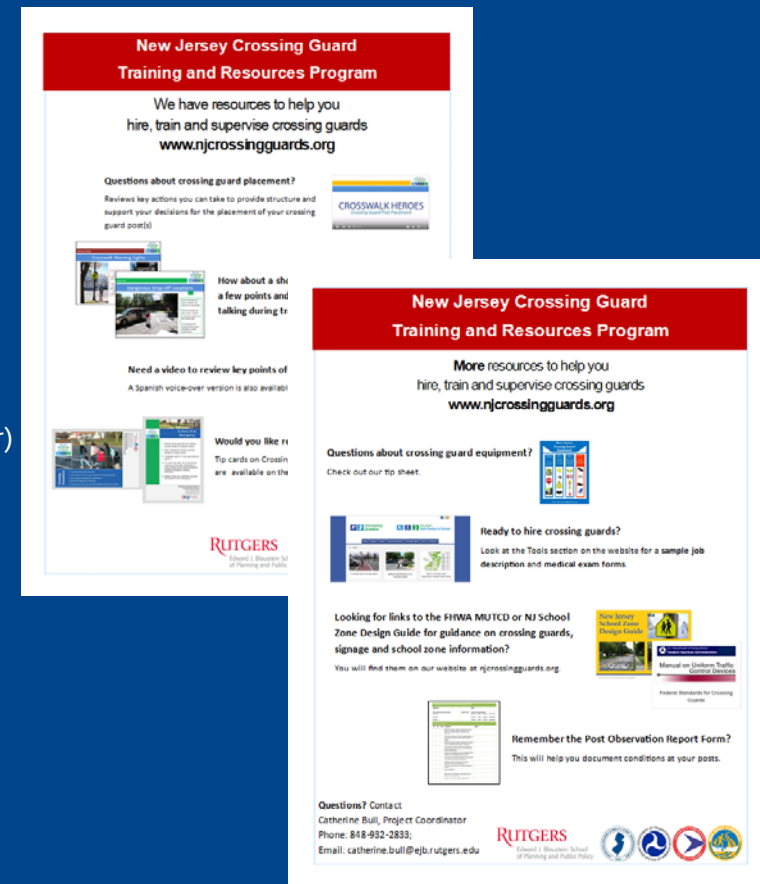
Crossing Guard Resource Center Website

Available to Public:

- Crossing Guard Supervisor Training Manual
 - New Jersey Laws and Legislation
 - Crossing Guard Placement Considerations/Gap Assessment
 - Crossing Guard Performance Checklist
 - Crossing Guard Post Observation Tool
 - Model Municipal Crossing Guard Policy
- Crossing Guard Training Videos (Funded by NJMEL and NJDOT)
 - Crosswalk Heroes: Techniques and Tactics (and with Spanish voiceover)
 - Crosswalk Heroes: Challenging Crossings
- Crossing Guard Post Placement video
- Model Crossing Guard Job Description
- Model Crossing Guard Medical Examination Form
- Tip Sheets
- Links to other organizations

Available to Trained Crossing Guard Supervisors:

- Training PowerPoint presentation
- Training PowerPoint modules
- Field Exercise



<http://www.njcrossingguards.org>

CROSSING GUARD TRAINING PROGRAM RESOURCES

- Video - *Crosswalk Heroes: Challenging Crossings*

- Sun glare
- Whistle Use
- Road Noise
- Turning movements
- Signalized intersections
- Multi-lane crossings
- Multi-leg crossings
- Road Geometry
- Speeding



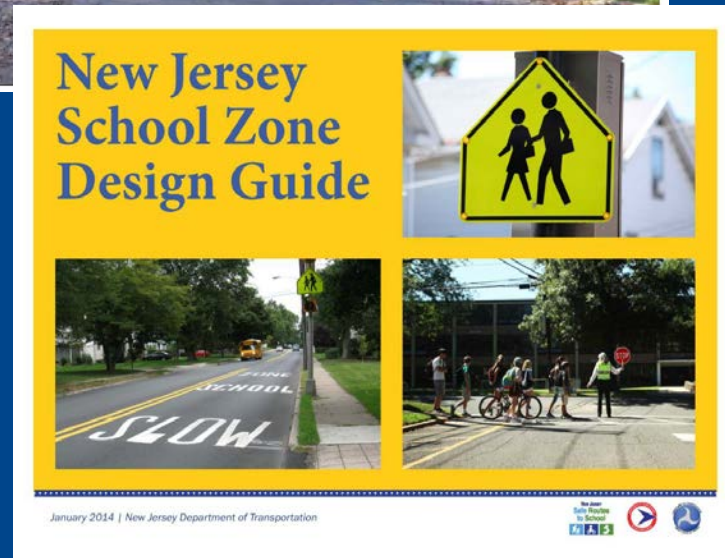
- Crossing Guard Supervisor Guide to the Video
- Almost 800 views since April

New Video - *Improving School Crossings*

CROSSING GUARD TRAINING PROGRAM RESOURCES

Traffic safety officer request for information

- Placement
 - At charter schools
 - At school driveways on school property
 - At locations that the police deem unsafe
 - Decommissioning posts
- Emphasis on conditions at a crossing location
- Placement video – over 700 views



CROSSING GUARD TRAINING PROGRAM RESOURCES

Traffic safety officer request for information

- Medical Examinations
 - Required?
- Whistle Use - increasing
- Policies – increasing
- Municipalities have trouble finding crossing guards
- Privatization
 - All City Management Services



Physical Demand Description

Physical Demand	Description	Frequency	Approved	Not Approved	Comments
Standing/Walking	Stands and walks for X amount of time on various surfaces including asphalt, concrete, uneven pavement, dirt, grass, uneven ground	Continuously			
Lifting/Holding/Reaching	Lifts and holds STOP paddle at shoulder height May reach to push buttons to activate "walk/don't walk" traffic signal	Continuously			
Turning/Twisting	Turns head and body to observe traffic and children approaching crosswalk	Continuously			
Agility/Balance	Lifts both feet over curb and steps off curb Walks on snow, ice, uneven pavement Can react and move quickly to avoid vehicles	Continuously			
Communicate verbally	Speaks clearly and firmly to instruct child pedestrians and other pedestrians during crossing	Continuously			
Fine dexterity to communicate in writing	Writes sufficiently to report problems	Occasionally			
Tolerance for weather extremes	Performs crossings in rain, fog, snow, sleet, cold, heat, humidity, and wind	Continuously			
Vision	To observe vehicles and pedestrians, read signs, and recognize potentially dangerous traffic situations and environmental hazards such as potholes, ice, sidewalk obstructions	Continuously See standards below			
Hearing	To recognize vehicles approaching from any direction, backup alarms, horns; to hear children and other pedestrians speaking in a potentially noisy, distracting environment	Continuously See standards below			

Township of
School Crossing Guard Medical Examination Job Description Form
January 2016

CROSSING GUARD TRAINING PROGRAM

REQUESTS FOR TRAINING

Direct Training of Crossing Guards

- Conducted in Lakewood, Elizabeth, and Denville
- Conducted an additional train-the-trainer class in Camden County by request of the County Division of Highway Traffic Safety. Both crossing guards and supervisors attended.




CROSSING GUARD TRAINING PROGRAM

LESSONS LEARNED

Crossing Guard Concerns:

- Motorists drive through the crosswalk while the crossing guard and child pedestrians are in the crosswalk.
- Motorists are distracted.
- Children/teens/parents do not listen to the guard's instructions.
- Motorists are speeding.
- Training is an opportunity for guards to discuss their concerns about their crossings.



CROSSING GUARD TRAINING PROGRAM

NEXT STEPS

Training:

- Provide two train-the-trainer sessions in 2020
- Continue evaluation of the training program
- Revisit use of the Post Observation Report Form in response to feedback from traffic safety officers interviewed
- Work with urban communities to address training and placement issues specific to their conditions – **traffic volume**
- Collaborate with other organizations working on pedestrian safety



CROSSING GUARD TRAINING PROGRAM ONGOING

Resources:

- Video that addresses issues of concern for crossing guards in urban communities
- Other videos?
- Ensure distribution of crossing guard resources
- Continue research on challenging school crossings and pedestrian near-miss incidents



TEACHING CHILDREN TO WALK AND BICYCLE SAFELY

TEACHING CHILDREN PEDESTRIAN AND BICYCLE SAFETY

2019 TRAININGS

Location	Attended / Communities
Somerset County Police Academy Thursday, June 6, 2019 (pilot)	45 / 27
Camden County Police Academy Thursday, June 27, 2019	20 / 10
TOTAL:	65 / 37



- Piloted the Teaching Children to Walk and Bike Safely in Somerset County, followed by a class in Camden County in response to officer request.
- In collaboration with Dr. Claudia Knezek, NJSRTSRC presented this training to students of Kean University's education program who were summer interns for a child pedestrian and bicycle safety program.



TEACHING CHILDREN PEDESTRIAN AND BICYCLE SAFETY

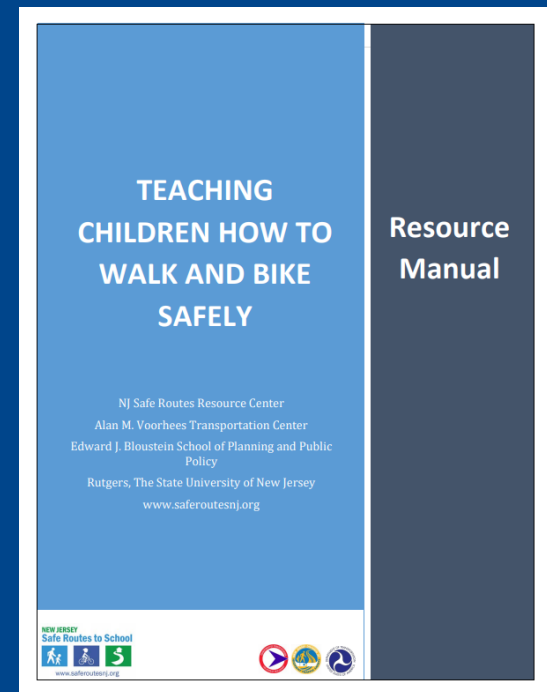
PARTICIPANT RESPONSES

Resources	Will Use	Will Not Use	Will Discuss with Supervisor	Total Respondents
PowerPoint Training Slides for Grades K-2	33	6	19	58
PowerPoint Training Slides for Grades 3-5	32	6	20	58
PowerPoint Training Slides for Grades 6-8	28	10	18	56
Suggested Videos	37	4	19	60
Suggested Activities	39	3	18	60
PowerPoint Segments	36	4	18	58

TEACHING CHILDREN PEDESTRIAN AND BICYCLE SAFETY TRAINING MATERIAL AVAILABLE

Available to Public:

- PowerPoint Presentations
 - Kindergarten-2nd Grade
 - Grades 3-5
 - Grades 6-8
- Activities
- Videos
- Tip Sheets
 - Walking to School Safely
 - Bicycling to School Safely
 - English and Spanish
- Resource Manual



<http://www.saferoutesnj.org/resources/education/>
http://www.njcrossingguards.org/?page_id=640

TEACHING CHILDREN PEDESTRIAN AND BICYCLE SAFETY NEXT STEPS

- Provide two trainings for police officers on Teaching Children to Walk and Bike Safely (2019-2020)
- Distribute tip cards to officers
- Continue to refine and enhance curriculum materials and Resource Manual in response to officer feedback and observation of teaching
- Update website to ensure access to training material and other resources

Walking to and from School Safely

1. Stop at the curb and look left-right-left, ahead and behind before crossing the street.

2. Watch for the "Walk" signal. This signal means it's OK to cross but keep watch for turning cars.

3. Don't start crossing when the "Don't Walk" signal is flashing. If you are in the crosswalk, finish your crossing.

4. Cross at crosswalks. If there are no crosswalks, cross at street corners or intersections.

5. Do not cross behind or between parked cars.

6. Pay attention to drivers turning or pulling out of driveways.


The New Jersey Safe Routes to School Resource Center
Telephone: (908) 992-7902
Email: trn@nj-safeschools.org

NEW JERSEY Safe Routes to School
www.safeschools.org

RUTGERS
New Jersey State Police
NJ State Police

Andar en bicicleta con seguridad hacia y desde la escuela

1. Use un casco cada vez que monte su bicicleta.

2. Obedezca todas las señales de tráfico. Eres un vehículo cuando andas en la calle.

3. Deténgase y revise el tráfico en todas las direcciones antes de entrar en la calle.

4. Mantenga una distancia segura de la "zona de la puerta." Las puertas se pueden abrir de repente.

5. Señale con las manos al detenerse y girar a la izquierda o derecha.

6. Conduzca a la derecha en la misma dirección en la que viaja el tráfico.


The New Jersey Safe Routes to School Resource Center
Telephone: (908) 992-7902
Email: trn@nj-safeschools.org

NEW JERSEY Safe Routes to School
www.safeschools.org

RUTGERS
New Jersey State Police
NJ State Police

PARTNERSHIPS

- NJ Department of Transportation
- NJ Division of Highway Traffic Safety
- Federal Highway Administration
- NJMEL-JIF
- AAA
- NJ Department of Health, Division of Occupational Safety & Health
- NJ Police Traffic Officers Association
- NJ State Association of Chiefs of Police
- NJ Highway Traffic Safety Policy Advisory Council
- County and regional police academies

