



NEW JERSEY
Safe Routes

New Jersey Crossing Guard Training and Resources Program 2020



CROSSING GUARD TRAINING PROGRAM BACKGROUND

Trainings

2013 (pilot)	Essex, Middlesex, and Burlington
	75 officers
2014	Mercer, Monmouth, Bergen, Atlantic, and Union
	179 participants from 130 municipalities
2015	Ocean, Camden, Essex/Hudson, Morris, and Passaic
	146 participants from 110 municipalities
2016	Gloucester, Bergen, Somerset, and Monmouth
	114 participants from 83 municipalities
2017	Camden, Essex, Ocean, and Somerset
	110 participants from 79 municipalities
2018	Somerset, Burlington, and Bergen
	68 participants from 52 municipalities
2019	Somerset, Passaic, and Ocean
	55 participants from 41 municipalities



CROSSING GUARD TRAINING PROGRAM

2020 WEBINARS

Trainings	Attended	Communities Represented
August 5, 2020 webinar	52	36
August 13, 2020 webinar	60	44
TOTAL:	112	80

Why We Need Crossing Guards

Children are encouraged to walk and bike to school, but their limitations expose them to risks.



Catherine Bull

Program Coordinator
NJ Crossing Guard Training &
Resources

CROSSING GUARD TRAINING PROGRAM

2020 WEBINARS

Pros:

- Two trainings accommodated many attendees
- 14 municipalities that had not previously attended
- Registrants who missed the August 5th training due to a storm on the previous day could attend the August 13th training

Cons:

- No field exercise
 - Talked through the post observation report form
 - No practice crossing
- No demonstration of crossing procedures
- No binder

CROSSING GUARD POST OBSERVATION REPORT							
Observer:				Date:			
Post Location (street names):			Speed Limit:	(Circle road ownership)			
Street 1:				Street 1:	State	County	Municipal
Street 2:				Street 2:	State	County	Municipal
Street 3:				Street 3:	State	County	Municipal
Conditions Observed							
Yes	No	N/A	Conditions	Notes			
			Advance warning, traffic calming devices and lights are in good condition, effective, and sufficient.				
			Advance warning and traffic calming devices are in accordance with the FHWA MUTCD 2009 edition.				
			Pedestrian signal provides enough time for all to cross? Phasing/timing sequence adequate?				
			Crosswalks are clearly identified with signs and pavement paint in accordance with the FHWA MUTCD 2009 edition.				
			Curbs and crosswalks are clear of significant trip hazards, such as potholes, snow, ice, etc.				
			Curb areas include ADA-compliant curb cuts and truncated dome pads (bumpy pads).				
			Highway ramps, transit stops or railroad crossings in proximity? (describe)				
			Vehicle turning movements allowed? (Right turn on red?)				

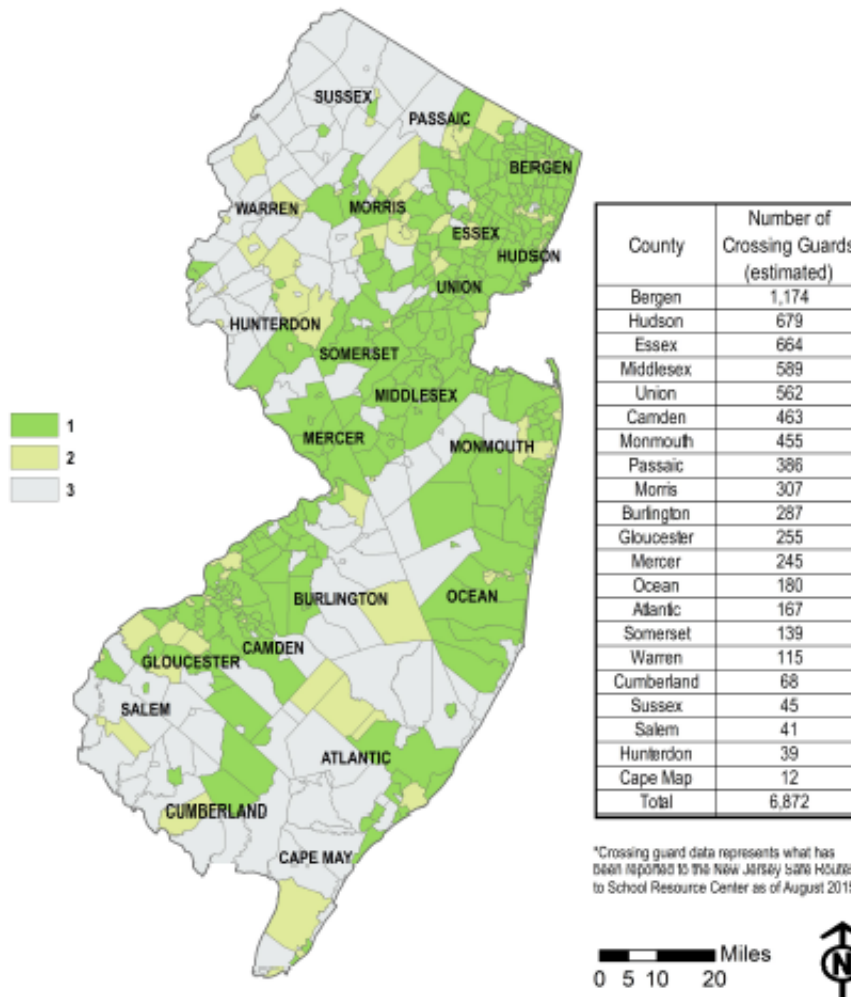
CROSSING GUARD TRAINING PROGRAM SUMMARY EIGHTH PROGRAM YEAR

NJ - Nonfatal Occupational Injuries and Illnesses Involving Days Away from Work

	2011-12	2015	2016	2017	2018	2019
Injuries and Illnesses	170	60	50	30	20	70
Slips, trips & falls (primary source)	70	40	30	20	20	30
Motor vehicle related	40	-	-	-	-	20
Ice, sleet, snow (secondary source)	N/A	20	-	-	-	-
Cases involving 3-5 days	N/A	-	20	-	-	20
Cases involving 31 or more days	N/A	20	-	-	-	30
Median days away from work (MDAW)	N/A	9	10	20	15	16
MDAW all occupations	N/A	7	7	7	7	7

Source: NJ Dept of Labor & Workforce Development Survey of Occupational Injuries and Illnesses
(Fewer than 15 cases is not publishable)

Crossing Guard Supervisors Trained in New Jersey (2013 - August 2020)



Over eight years, supervisors from 312 municipalities have been trained. The training has reached approximately 79% of the municipalities that have crossing guards.

Over the years, municipalities have sent multiple officers to the training, as well as new supervisors as they take on the supervisory role.

CROSSING GUARD TRAINING PROGRAM COORDINATION WITH NJ SHSP

Coordination with NJ Strategic Highway Safety Plan Other Vulnerable Road Users Emphasis Area

Survey questions:

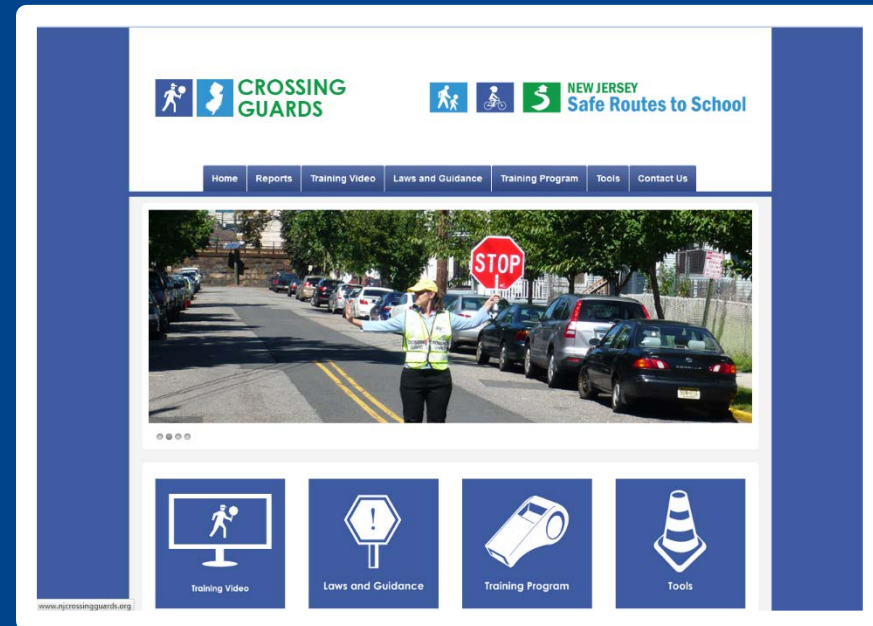
- Number of crossing guards (non-pandemic)
- Do you have enough crossing guards or do you need more?
- Provide in-house training?
 - If not, who does provide training?
- What training materials do you use?
- Any other comments.



CROSSING GUARD TRAINING PROGRAM WEBSITE

WEBSITE – January-November 2020

- 7,859 page views by 2,295 users
- 88% new visitors, 12% returning
- Most visited pages - Home, Resources, Training Program, Laws & Guidance, Tools
- 51% reached the site through an online search, 42% was direct traffic, 6.5% was referral, 0.5% from social media




www.njcrossingguards.org

CROSSING GUARD TRAINING PROGRAM RESOURCES

Videos Available

- CROSSWALK HEROES VIDEO (2014) – over 48,000 YouTube views
- HÉROES DE CRUCE DE PEATONES – over 1,200 YouTube views
- CROSSWALK HEROES: CHALLENGING CROSSINGS (2019) – over 1,600 views
- CROSSING GUARD POST PLACEMENT (2016) – over 900 views
- IMPROVING SCHOOL CROSSINGS – 191 views



CROSSING GUARD TRAINING PROGRAM RESOURCES

■ VIDEO - Improving School Crossings

- High visibility crosswalks
- Crossing guards use whistles
- Two crossing guards for a four lane crossing
- Use of orange cones and flexible delineators to block parking near crosswalks and passing on the road edge
- Road diet
- Listening to crossing guards
- Collaboration with municipality, county and school district to address hazards

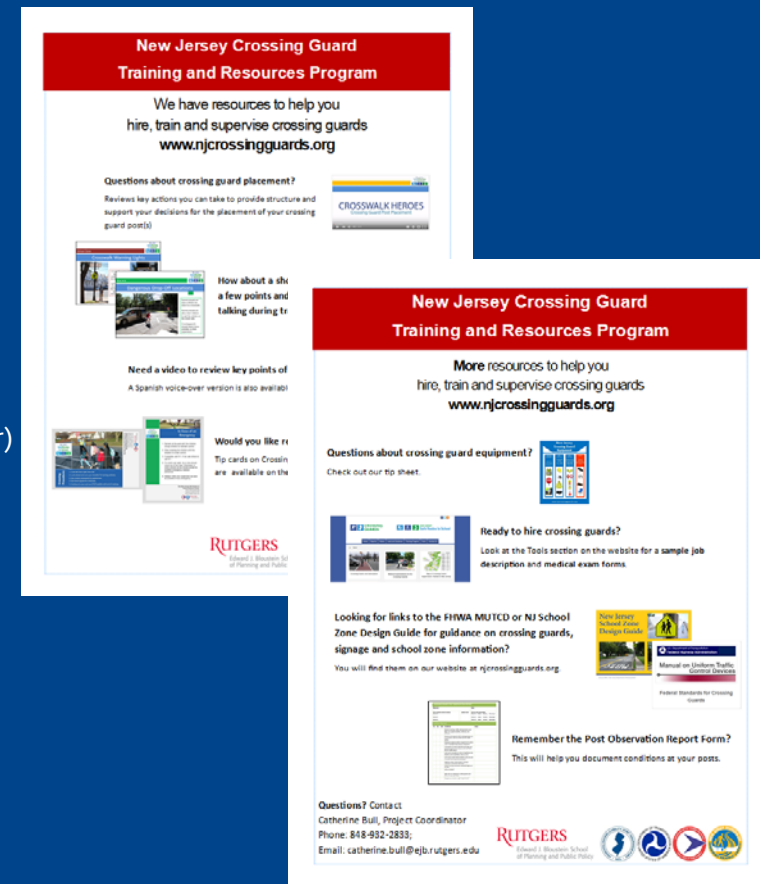


CROSSING GUARD TRAINING PROGRAM TRAINING MATERIAL AVAILABLE

Crossing Guard Resource Center Website

Available to Public:

- Crossing Guard Supervisor Training Manual
 - New Jersey Laws and Legislation
 - Crossing Guard Placement Considerations/Gap Assessment
 - Crossing Guard Performance Checklist
 - Crossing Guard Post Observation Tool
 - Model Municipal Crossing Guard Policy
 - Crossing Guard Training Videos (Funded by NJMEL and NJDOT)
 - Crosswalk Heroes: Techniques and Tactics (and with Spanish voiceover)
 - Crosswalk Heroes: Challenging Crossings
 - Crossing Guard Post Placement video
 - Model Crossing Guard Job Description
 - Model Crossing Guard Medical Examination Form
 - Tip Sheets
 - Links to other organizations
- Available to Trained Crossing Guard Supervisors:
- Training PowerPoint presentation
 - Training PowerPoint modules
 - Field Exercise



<http://www.njcrossingguards.org>

CROSSING GUARD TRAINING PROGRAM RESOURCES

Mask and Whistle Use

Principal Messages

- Communication with students may be more difficult with masks
- Whistle use may be more difficult – electronic whistles as alternative
- **Other Concerns**
- **Social distancing while crossing students**
- **Crossing guard schedules dependent on:**
 - Students return to school (dates unknown)
 - Student schedules – not in school five days a week, or not in school for full days
- **More resources may be needed to address safety measures during COVID-19**

**New Jersey Crossing Guard
Training and Resources Program**

**Crossing Guard
Masks and Whistle Use**

Will your crossing guards be wearing masks?

If your crossing guards are wearing masks at the post, they may have to alter how they communicate with students.



When wearing a mask, crossing guards should speak loudly and clearly and can use a head nod to signal to students that it is time to cross. Crossing guards should not use their hands to signal students to cross. Drivers may think the signal is for them to proceed.



Do your crossing guards use whistles?

If they are wearing masks, they may not be effectively able to use traditional whistles. Consider electronic whistles as an alternative.



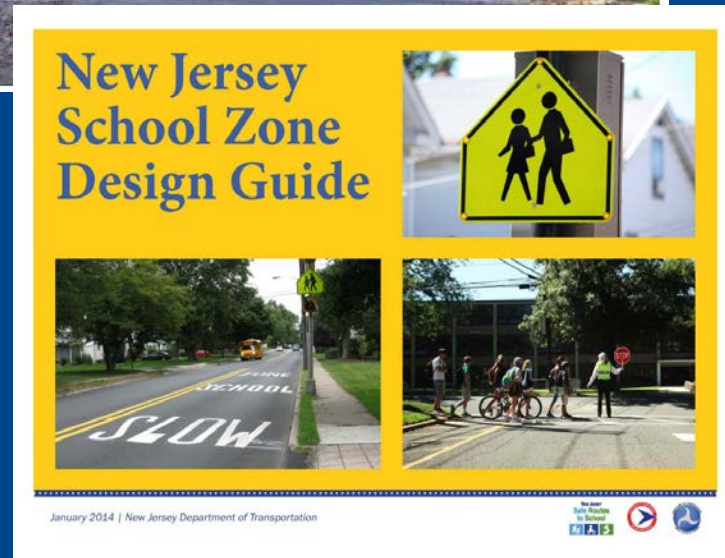
For information on the NJ Crossing Guard
Training & Resources Program
www.njcrossingguards.org



CROSSING GUARD TRAINING PROGRAM RESOURCES

Traffic safety officer request for information

- Placement
 - At charter schools
 - At school driveways on school property
 - At locations that the police deem unsafe
 - Decommissioning posts
- Emphasis on conditions at a crossing location



CROSSING GUARD TRAINING PROGRAM RESOURCES

Traffic safety officer request for information

- Whistle Use - increasing
- Policies – increasing
- Municipalities have trouble finding crossing guards

Physical Demand Description					
Physical Demand	Description	Frequency	Approved	Not Approved	Comments
Standing/Walking	Stands and walks for X amount of time on various surfaces including asphalt, concrete, uneven pavement, dirt, grass, uneven ground	Continuously			
Lifting/Holding/Reaching	Lifts and holds STOP paddle at shoulder height May reach to push buttons to activate "walk/don't walk" traffic signal	Continuously			
Turning/Twisting	Turns head and body to observe traffic and children approaching crosswalk	Continuously			
Agility/Balance	Lifts both feet over curb and steps off curb Walks on snow, ice, uneven pavement Can react and move quickly to avoid vehicles	Continuously			
Communicate verbally	Speaks clearly and firmly to instruct child pedestrians and other pedestrians during crossing	Continuously			
Fine dexterity to communicate in writing	Writes sufficiently to report problems	Occasionally			
Tolerance for weather extremes	Performs crossings in rain, fog, snow, sleet, cold, heat, humidity, and wind	Continuously			
Vision	To observe vehicles and pedestrians, read signs, and recognize potentially dangerous traffic situations and environmental hazards such as potholes, ice, sidewalk obstructions	Continuously See standards below			
Hearing	To recognize vehicles approaching from any direction, backup alarms, horns; to hear children and other pedestrians speaking in a potentially noisy, distracting environment	Continuously See standards below			

Township of
School Crossing Guard Medical Examination Job Description Form
January 2016



CROSSING GUARD TRAINING PROGRAM

REQUESTS FOR TRAINING

Direct Training Webinars for Crossing Guards

- Conducted webinars for Irvington
- Approximately 65 guards
- Funded by NJDOT through the NJ Safe Routes Resource Center



CROSSING GUARD TRAINING PROGRAM LESSONS LEARNED

Webinar Training Attendance

- No need to travel may have influenced attendance
- Flyer advertising the trainings distributed through new channels

Training and Retraining

Classroom Training

- **Shall** be 2 hours (N.J.S.A. 40A:9-154.2)
- **Should practice crossing techniques and procedures**
 - Use simulated crosswalk or actual crosswalk
 - Role play pedestrians, crossing guards, and drivers
 - Practice procedures for all intersection types
 - Practice responses to incidents and emergencies





Sean Meehan
Senior Research Specialist
Safe Routes to School Resource Center

▶ || 🔊 1:32:05 / 2:01:22 CC

CROSSING GUARD TRAINING PROGRAM

LESSONS LEARNED

Spanish-language Resources

- One-third of police departments note they will use the Spanish language voice-over version of the crossing guard training video
- Others will talk to their supervisor about using this resource.
- More Spanish language resources may be needed.



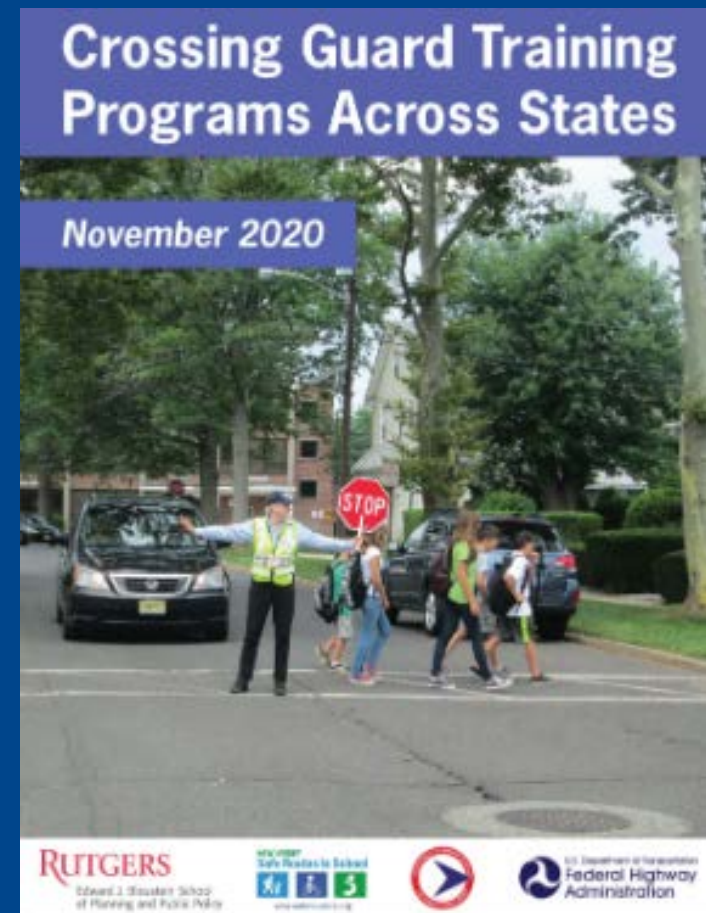
CROSSING GUARD TRAINING PROGRAM

LESSONS LEARNED

NJ Safe Routes Resource Center Research

NJ Crossing Guard Program

- Annual train the trainer classes
- Stand alone website
 - Reports
 - Training videos and other resources
 - Supervisor Resources
 - Crossing guard resources
 - Videos
 - Training
 - Other
- Direct training of crossing guards
- Coordination with NJPTOA, NJDOH



CROSSING GUARD TRAINING PROGRAM

NEXT STEPS

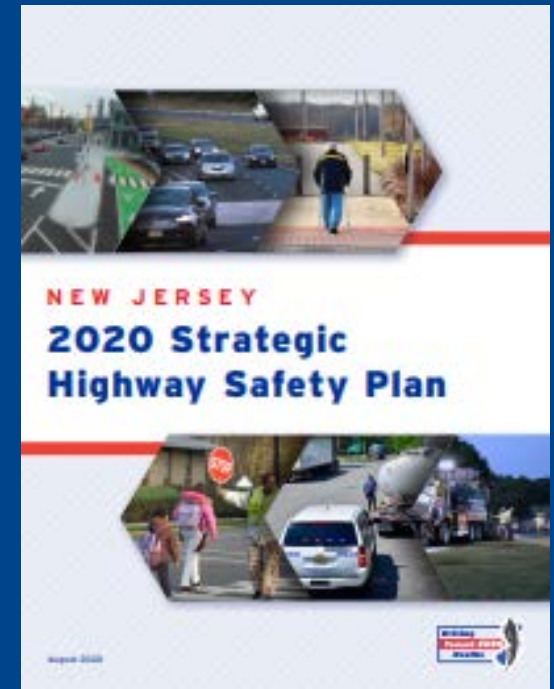
NJ Strategic Highway Safety Plan – OVRU Emphasis Area

Survey results:

- Number of crossing guards and where they are
- Deliver uniform training to all crossing guards

Strategy for reaching other communities:

- Required training for police officers
- State police
- County police academy course offerings



CROSSING GUARD TRAINING PROGRAM

NEXT STEPS

Program 2021

- Videotape a complete train the trainer class
- Provide one in-person train the trainer class
- Provide one livestream train the trainer class
- Continue evaluation of the training program
- Work with urban communities to address training and placement issues specific to their conditions – **traffic volume**
- Collaborate with other organizations working on pedestrian safety



CROSSING GUARD TRAINING PROGRAM ONGOING

Program 2021

- Video that addresses issues of concern for crossing guards in urban communities
- Other videos?
- Ensure distribution of crossing guard resources
- Continue research on challenging school crossings and pedestrian near-miss incidents



TEACHING CHILDREN TO WALK AND BICYCLE SAFELY

TEACHING CHILDREN PEDESTRIAN AND BICYCLE SAFETY

2020 TRAINING MATERIALS

Change in Scope of Work

- No in-person training
- Produced three training videos
 - Teaching Children Pedestrian Safety
 - Teaching Children Bicycle Safety
 - Characteristics of Young Children
- Posted on njcrossingguards.org and saferoutesnj.org




TEACHING CHILDREN PEDESTRIAN AND BICYCLE SAFETY 2020 TRAINING MATERIALS

Teaching Children Pedestrian Safety

Activity

PEDESTRIAN SAFETY RHYME

Stop every time at the edge of the street;
Use your head before your feet;
Make sure you hear every sound;
Look left, look right, look all around.



Catherine Bull
Research Project
Coordinator,
NJ Safe Routes
Resource Center
at Rutgers

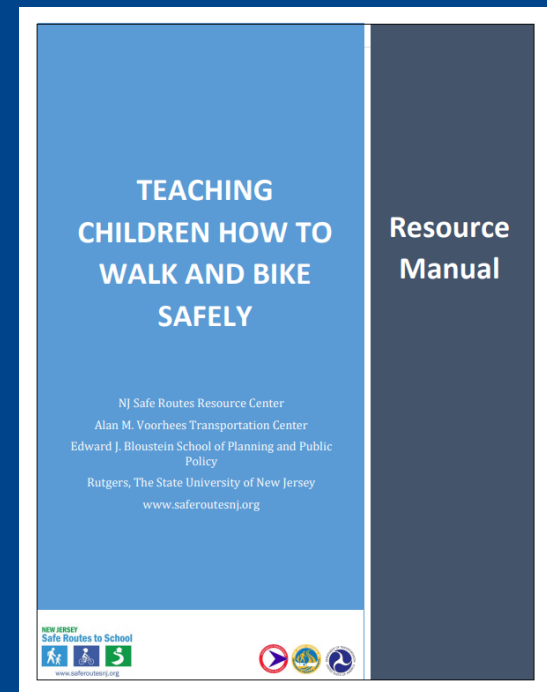
▶

◀ ▶ 00:01.14 🔊

TEACHING CHILDREN PEDESTRIAN AND BICYCLE SAFETY TRAINING MATERIAL AVAILABLE

Available to Public:

- PowerPoint Presentations
 - Kindergarten-2nd Grade
 - Grades 3-5
 - Grades 6-8
- Activities
- Videos
- Tip Sheets
 - Walking to School Safely
 - Bicycling to School Safely
 - English and Spanish
- Resource Manual



<http://www.saferoutesnj.org/resources/education/>
http://www.njcrossingguards.org/?page_id=640

TEACHING CHILDREN PEDESTRIAN AND BICYCLE SAFETY

COORDINATION WITH NJ SHSP

Coordination with NJ Strategic Highway Safety Plan Other Vulnerable Road Users Emphasis Area

- Inventory of pedestrian and bicycle safety training materials/programs that focus on protecting children walking and biking, and/or protecting crossing guards
 - Rutgers – VTC
 - TMA Safe Routes Coordinators
 - AAA
 - Others
- Inventory of training for truck and bus drivers – CDL licensing instruction



TEACHING CHILDREN PEDESTRIAN AND BICYCLE SAFETY NEXT STEPS

Program 2021

- Develop short videos on safety topics to augment the safety curriculum
- Distribute tip cards to officers
- Continue to refine and enhance curriculum materials and Resource Manual in response to feedback and observation of teaching
- Update website with new material

Walking to and from School Safely

1. Stop at the curb and look left-right-left, ahead and behind before crossing the street.
2. Watch for the "Walk" signal. This signal means it's OK to cross but keep watch for turning cars.
3. Don't start crossing when the "Don't Walk" signal is flashing. If you are in the crosswalk, finish your crossing.
4. Cross at crosswalks. If there are no crosswalks, cross at street corners or intersections.
5. Do not cross behind or between parked cars.
6. Pay attention to drivers turning or pulling out of driveways.



The New Jersey Safe Routes to School Resource Center
Telephone: (908) 992-7902
Email: srto@nj-rutgers.edu

NEW JERSEY Safe Routes to School
www.saferroutes.org

RUTGERS
STATE UNIVERSITY OF NEW JERSEY

Andar en bicicleta con seguridad hacia y desde la escuela

1. Use un casco cada vez que monte su bicicleta.
2. Obedezca todas las señales de tráfico. Eres un vehículo cuando andas en la calle.
3. Deténgase y revise el tráfico en todas las direcciones antes de entrar en la calle.
4. Mantenga una distancia segura de la "zona de la puerta." Las puertas se pueden abrir de repente.
5. Señale con las manos al detenerse y girar a la izquierda o derecha.
6. Conduzca a la derecha en la misma dirección en la que viaja el tráfico.



The New Jersey Safe Routes to School Resource Center
Telephone: (908) 992-7902
Email: srto@nj-rutgers.edu

NEW JERSEY Safe Routes to School
www.saferroutes.org

RUTGERS
STATE UNIVERSITY OF NEW JERSEY

PARTNERSHIPS



NEW JERSEY
Safe Routes

- NJ Department of Transportation
- NJ Division of Highway Traffic Safety
- Federal Highway Administration
- NJMEL-JIF
- AAA
- NJ Department of Health, Division of Occupational Safety & Health
- NJ Police Traffic Officers Association
- NJ State Association of Chiefs of Police
- NJ Highway Traffic Safety Policy Advisory Council
- County and regional police academies

