

New Jersey Crossing Guard Training and Resources Program

We have resources to help you
hire, train and supervise crossing guards
www.njcrossingguards.org

Questions about crossing guard placement?


Reviews key actions you can take to provide structure and support your decisions for the placement of your crossing guard post(s)



How about a short presentation to emphasize a few points and get your crossing guards talking during training?

Need a video to review key points of the training?

A Spanish voice-over version is also available.



Would you like reminder tip cards for your guards?

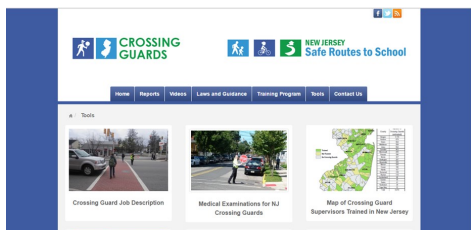
Tip cards on Crossing Procedures and Expectations and Duties are available on the website or email us.

New Jersey Crossing Guard Training and Resources Program

More resources to help you hire, train and supervise crossing guards
www.njcrossingguards.org

Questions about crossing guard equipment?

Check out our tip sheet.

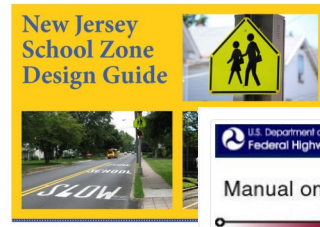


Ready to hire crossing guards?

Look at the Tools section on the website for a **sample job description** and **medical exam forms**.

Looking for links to the FHWA MUTCD or NJ School Zone Design Guide for guidance on crossing guards, signage and school zone information?

You will find them on our website at njcrossingguards.org.



CROSSING GUARD POST OBSERVATION REPORT			
Observation		Date	
Post Location (Street names)	Speed Limit	Observer (Print name)	
Street #		Street #	State County Municipality
Street #		Street #	State County Municipality
Street #		Street #	State County Municipality
Observation Conditions			
No.	No.	Conditions	Notes
		Observing crossing guard, lighting, devices and signs and signal condition, operation, and reflectance	
		Observer wearing and carrying crossing device as a supervisor with the proper MCHS/CJLJ permit	
		Properly signed/signed enough time for all to read? (Flashing required equipment?)	
		Crosswalks are being monitored with sign and control posts as required with the MCHS/CJLJ permit	
		Condition of crossing and view of adjacent roadway, such as potholes, cracks, etc.	
		Is the crossing adequately illuminated with and functional alternate power device(s)?	
		Highway signs, speed, posted speed limit, crossing in proximity? (distance)	
		Is the crossing equipment (device)? (light/sound)	
		Left turn signal?	
		Right turn use adequate to allow guards and others to see condition?	
		Emergency (road) or light impairment?	

Remember the Post Observation Report Form?

This will help you document conditions at your posts.

Questions? Contact
 NJ Safe Routes Resource Center
 Telephone: (848) 932-7901
 Fax number: (732) 932-3714
 Email: srts@ejb.rutgers.edu

